



Appreciating Quality Automation

We at "DOLPHIN AUTOMATION" thank you for the purchase of this product and we assure you for our best services.....always!

Digital Temperature Controller

OPERATING INSTRUCTIONS PTC-141

Specifications :-

- | | |
|---------------|--|
| 1. Display | : .39" for PV |
| 2. Range | : RTD Type -99.9 to 399.9 deg |
| | : J Type - 0- 600 deg |
| | : K Type 0 -1300 deg |
| 3. Resolution | : <u>1 deg(J/K) and 0.1 deg (RTD)</u> |
| 4. Accuracy | : +/- 0.5% (Full Scale) |
| 5- Hysterisis | : 0 to 99°C |
| 6. OFFSET | : -99 to 99°C |

Terminal Connection

1-Connect terminals of the controller according to the terminal connections

Set Point

Set Point can be viewed by pressing  KEY.

Set Point can be changed by pressing  KEY + KNOB 

Sensor selection

Short Back Terminal 1&2 for K-Type Sensor

Short Back Terminal 2&3 for RTD Sensor

Offset

Short Back Terminal 2&4+ Press Sel key to set the **Offset** value

Digital Temperature Controller

OPERATING INSTRUCTIONS 96X96 POT TYPE

Specifications :-

1. Display	: .39" for PV
2. Range	: RTD Type -99.9 to 399.9 deg
	: J Type - 0- 600 deg
	: K Type 0 -1300 deg
3. Resolution	: <u>1 deg(J/K) and 0.1 deg (RTD)</u>
4. Accuracy	: +/- 0.5% (Full Scale)
5. OFFSET	: -99 to 99°C

Terminal Connection

1-Connect terminals of the controller according to the terminal connections.

Set Point

Set Point can be viewed by pressing  KEY.


Set Point can be changed by pressing  KEY  KNOB .

Sensor selection

Short Back Terminal 1&2 for K-Type Sensor.

Short Back Terminal 2&3 for RTD Sensor.

Offset

Short Back Terminal 2&4+ Press  key to set the **Offset** value.

Digital Temperature Controller

OPERATING INSTRUCTIONS 72X72 POT TYPE

Specifications :-

1. Display	: .39" for PV
2. Range	: RTD Type -99.9 to 359.9 deg
	: J Type - 0- 600 deg
	: K Type 0 -1200 deg
3. Resolution	: <u>1 deg(J/K) and 0.1 deg (RTD)</u>
4. Accuracy	: +/- 0.5% (Full Scale)
5. OFFSET	: -99 to 99°C

Terminal Connection

1-Connect terminals of the controller according to the terminal connections.

Set Point

Set Point can be viewed by pressing  KEY.


Set Point can be changed by pressing  KEY  KNOB.

Sensor selection

Short Back Terminal 1&2 for K-Type Sensor.

Short Back Terminal 2&3 for RTD Sensor.

Offset

Short Back Terminal 13&14+ Press  key to set the **Offset** value.



Appreciating Quality Automation

We at "DOLPHIN AUTOMATION" thank you for the purchase of this product and we assure you for our best services.....always!

Digital Temperature Controller

OPERATING INSTRUCTIONS PTC-341

Specifications :-

- 1. Display : .39" for PV
- 2. Range : RTD Type -99.9 to 359.9 deg
: J Type - 0- 600 deg
: K Type 0 -1200 deg
- 3. Resolution : 1 deg(J/K) and 0.1 deg (RTD)
- 4. Accuracy : +/- 0.5% (Full Scale)
- 5. OFFSET : -99 to 99°C

Terminal Connection

1-Connect terminals of the controller according to the terminal connections.

Set Point

Set Point can be viewed by pressing  KEY.


Set Point can be changed by pressing  KEY  KNOB.

Sensor selection

Short Back Terminal 1&2 for K-Type Sensor.

Short Back Terminal 2&3 for RTD Sensor.

Offset

Short Back Terminal 13&14+ Press  key to set the **Offset** value.